

Annual General Meeting

2013



Annual Report for Culture Heritage and Arts Resource Trust 2013



CHAIR'S REPORT

The year has been one of new beginnings, challenges and high achievement, as the CHART and Creative Northland team have worked with the Arts community to develop and implement projects that reflect our sense of place.

Events:

Our communities have celebrated Art beat, Northland Youth Summit, The Sculpture Symposium and many other events including 'Conversations with Peter Kageyama' who returned in June to continue his conversations with Northland's grassroots community on how amazing people are making change.

Advisory

An important part of CHARTs communication has been the Advisory Committee made up of Arts practitioners and key organisations that have a healthy attitude to collaborating, connecting and growing a strong viable Arts Community which means, good resources and capital investment. The board is grateful for their support and ongoing commitment to CHARTs strategic vision and business development.

Old Library

One of our challenges this year has been ensuring that the Old Library is a feasible and sustainable business, at the same time ensuring that the heritage value of this building is not lost, or that the community stakeholders are not forgotten.

The Old Library has a special place in all our hearts, so CHART with the assistance of the Old Library Board of directors reviewed all working documents, made submissions to council and is now working towards a Heritage Restoration Plan with Whangarei District Council, to ensure that this building remains as an Iconic feature of our landscapes.

Next month the first of the consultation meetings will occur with community stakeholders who have been users and supporters of this building. The Trust board members would like to thank Richard Cranenburgh for his commitment to this project, and to Council Sharon Morgan for her ongoing support. To Maxine, our volunteers and friends of the Old Library thank you for keeping the old girls heritage stories alive.

Our Thanks:

The role of the CHART board has been to become more vigilant and determined to advocate for the development our Arts sector, which has resulted in each CHART trustee now holding a portfolio so we can recognize the value of artistic and cultural development in the context of unity and progress. I thank our wonderful board of Trustees for their enduring time and commitment to this kaupapa.

We wish to thank Whangarei District Council for their necessary financial support that enables CHART to create structures and mechanisms for the development and promotion of arts and culture, including infrastructure for the arts, arts in education, creative industry, cultural promotion and cultural heritage conservation.

Finally, our Arts & Cultural sector could not thrive if it was not for our management team. To Chris Carey CEO to his team, Trish, Rosie, Laura and latest member Daniel, thank you for your dedication to ensure we have a vibrant and fun sector.

Hinurewa te Hau (Hinū) chairperson, 2013

CHIEF EXECUTIVE OFFICER REPORT -2013

The Economic Impact Report completed in 2012 provided the research for finalising a five year strategic plan that was signed off by the CHART Board in early 2013. The strategic plan focused thinking on 'where to from here' and allowed a better understanding of how CHART and Creative Northland would connect, collaborate and grow. With a road map in place the process of capacity building in the region is now taking place.

CHART's strategic plan was in place in time for the appointment of Laura Burns as Creative Northlands new Regional Arts Development Manager (RADM). Laura took over the role from Sarah Boon who left for a new role in Australia. Laura has already successfully made her mark in the position, actively engaging with the sector and managing the Creative New Zealand Distribution strategy for Northland, which this year included the hugely popular Fly My Pretties Tour among the shows to visit our region. CHART is very pleased that Creative New Zealand has confirmed another year of funding for Creative Northland including supporting the audience development component that helps us understand and grow audience engagement with member venues in Northland.

With Artbeat and Sculpture Symposium and other events scheduled for 2014 it was soon clear that 2013 would be spent in capacity building for many of the initiatives that were to be rolled out in the following year and years. Alongside event management CHART worked closely with Creative New Zealand and ASB Trust to secure a grant to engage a creative giving manager to develop the framework for a philanthropic trust. This project will begin early in 2014.

Midyear CHART took the lead to bring the nations arts managers together for a dialogue on funding inadequacies in the regions which culminated in a visit to Wellington to meet with the Minister of Arts, Culture and Heritage Chris Finlayson. This visit has already begun to have some positive results for the arts community with discussion begun with Creative New Zealand and the Ministry of Arts, Culture and Heritage on finding solutions that could bring more resources and assistance to Northland.

After many requests to have a repeat visit from Peter Kageyama, we were successful in getting him to be the keynote speaker at the very successful Youth Summit; he also attended other workshops with the community under the Totems and Totara banner. He was able to build on the message of his last visit and the young people at the summit have developed some wonderfully inspiring projects on his \$500 challenge idea.

The Capital Projects Prioritisation(C3P) project stakeholder group meet regularly throughout the year, supported by advisory group meetings, keeping collaboration and communication at the forefront of the agenda. This initiative was complimented on by national funding agencies as they consider applications for funding from these organisations.

We have continued to assist members in obtaining funding with many seeing success over the year. There is a limited pool of money available so it is rewarding when funding is obtained but even more so when we have artists being successful through their own endeavours. These artists were celebrated through the Creative Northland sponsored Arts section of the Business awards with eleven entries in 2013. Local potter Greg Baron made the trophies for the awards.

This year CHART offered two young people internships that advanced a number of smaller projects. Our current intern Daniel Beazley, has assisted the organisation to streamline the office systems and is currently building a new bigger and better database. Practising artist of all genres can now be showcased on their own page on the CHART web site. The database will assist CHART to connect artists and clients and seek other opportunities for the creative sector.

We are grateful to the generosity of both our major funders, Whangarei District Council, ASB Trust and the Northland Regional Council and our project specific funding agencies Creative New Zealand, Oxford Trust, Pub Charity, Lion Foundation, COGS, Four Winds, and CNZ Creative Communities.

In closing I want to express my thanks to all the Board members for their commitment to the organisation and support to holding on to the vision that CHART was set up for. I want to pay particular thanks to the CHART Chair Hinurewa Te Hau for her work and support for the organisation and the sector.

Please visit our web site on a regular basis and ensure we have you on our database to receive the newsletter.

Chris Carey

CEO

CHART/Creative Northland

Cultural, Heritage and Arts Resource Trust (CHART)

Consolidated Financial Statements For The Year Ended 30 June 2013

Index

| | |
|-------|------------------------------------|
| 2-3 | Statement of Financial Performance |
| 4 | Statement of Movements in Equity |
| 5 | Statement of Financial Position |
| 6-10 | Notes to the Financial Statements |
| 11 | Trust Directory |
| 12-13 | Auditors Report |

Cultural, Heritage and Arts Resource Trust
Consolidated Statement of Financial Performance
For The Year Ended 30 June 2013

| 2012 | 2012 | | Note | 2013 | 2013 |
|----------------|----------------|--|------|----------------|----------------|
| Consolidated | Parent | Income | | Consolidated | Parent |
| 4,483 | 2,048 | Admission Fees | | 955 | 574 |
| 1,130 | 1,130 | Advertising Recovery | | 5,294 | 5,294 |
| 25,693 | 987 | Bar sales | | 20,858 | - |
| 8,973 | 7,774 | Commission | | 2,702 | 13 |
| 20,458 | - | Community Arts Income-Facilities Hire & Events | | 19,415 | - |
| 1,458 | 2 | Donations | | 3,967 | 111 |
| 500 | 500 | Event Management | | 500 | - |
| 583,567 | 536,628 | Grants | 8 | 524,287 | 464,636 |
| 4,704 | 4,704 | Interest Received | | 8,325 | 8,325 |
| 788 | 717 | Membership | | 1,075 | 713 |
| 7,751 | 3,421 | Miscellaneous | | 3,484 | 3,068 |
| 19,520 | - | Office Rent | | 19,273 | - |
| 10,689 | 10,689 | Participant Fees | | 3,460 | 3,460 |
| 12,500 | - | Sponsorship | | 4,015 | 4,015 |
| 23,679 | - | Ticket Sales | | 10,363 | - |
| - | - | Wages Subsidy | | 1,343 | - |
| <u>725,893</u> | <u>568,600</u> | | | <u>629,316</u> | <u>490,209</u> |
| | | Less Expenses | | | |
| 74 | 74 | ACC | | 441 | 152 |
| 2,204 | 1,200 | Accounting Fees | | 5,972 | 1,359 |
| 33,124 | 28,449 | Advertising & Marketing | | 28,275 | 27,367 |
| 5,694 | 2,700 | Audit Fees | | 4,410 | 3,150 |
| - | - | Bad Debts | | 1,584 | - |
| 18,739 | 15,730 | Catering | | 7,075 | 5,565 |
| 1,219 | 898 | Bank Charges | | 316 | 201 |
| 9,073 | - | Bar Purchases | | 9,338 | - |
| 8,193 | 46 | Cleaning | | 3,072 | 750 |
| 4,036 | 3,487 | Computer Expenses | | 4,033 | 3,081 |
| 243,642 | 214,022 | Contractors | | 250,961 | 215,612 |
| 1,215 | - | Eftpos charges | | 1,005 | - |
| 12,824 | - | Electricity | | 10,868 | - |
| 233,797 | 203,001 | Festivals/Events/Shows | 11 | 68,567 | 59,308 |
| 742 | 162 | General | | 2,123 | 875 |
| 1,258 | 1,258 | Photocopier Lease | | 1,372 | 1,372 |
| 2,613 | 1,307 | Insurance | | 2,663 | 1,332 |
| - | - | Interest & Penalties | | 282 | - |
| 992 | 992 | Legal Fees | | - | - |
| 1,191 | 560 | Materials | | 1,068 | 1,068 |
| 5,046 | 4,194 | Printing, Stationery & Postage | | 6,547 | 5,906 |
| - | 13,667 | Rent | | - | 14,000 |
| 6,292 | 810 | Repairs & Maintenance | | 8,622 | 253 |
| 2,591 | 478 | Security | | 1,423 | 648 |
| - | - | Systems Review | | 5,000 | - |
| 4,652 | 4,652 | Training & Workshop Fees | | 4,280 | 3,875 |
| 6,406 | 3,279 | Telecommunications | | 6,328 | 3,380 |
| - | - | Ticketing Fees | | 628 | - |
| 14,210 | 12,729 | Travel & Accommodation | | 7,919 | 7,919 |
| 11,650 | 10,548 | Vehicles/Travel Reimbursement | | 12,800 | 12,757 |
| 53,584 | - | Wages & Salaries | | 122,109 | 68,631 |
| <u>685,061</u> | <u>524,243</u> | | | <u>579,081</u> | <u>438,561</u> |

The notes and accounting policies form part of and should be read in conjunction with this statement.



Cultural, Heritage and Arts Resource Trust
Consolidated Statement of Financial Performance
For The Year Ended 30 June 2013

| 2012 Consolidated | 2012 Parent | | Note | 2013 Consolidated | 2013 Parent |
|----------------------|----------------|--|------|----------------------|----------------|
| 14,594 | 5,282 | Non-Cash Charges | | | |
| | | Depreciation | 7 | 18,285 | 3,998 |
| 699,655 | 529,525 | Total Expenses | | 597,366 | 442,559 |
| 26,238 | 39,075 | Operating Surplus/Loss for the Year | | 31,950 | 47,650 |
| 125,523 | 8,024 | Plus Capital Grants | 8 | 5,109 | - |
| <u>151,761</u> | <u>47,099</u> | Net Surplus / (Deficit) For Year | | <u>37,059</u> | <u>47,650</u> |

The notes and accounting policies form part of and should be read in conjunction with this statement.



**Cultural, Heritage and Arts Resource Trust
Consolidated Statement of Movements in Equity
For The Year Ended 30 June 2013**

| 2012 Consolidated | 2012 Parent | Note | 2013 Consolidated | 2013 Parent |
|----------------------|----------------|------|----------------------|----------------|
| 107,270 | 68,009 | | 259,031 | 115,108 |
| | | | | |
| 151,761 | 47,099 | | 37,059 | 47,650 |
| 151,761 | 47,099 | | 37,059 | 47,650 |
| | | | | |
| 259,031 | 115,108 | | 296,090 | 162,758 |


Equity at Start of Year

Net Surplus/(Deficit) for the year

Total Recognised Revenue and Expenses

EQUITY AT THE END OF THE YEAR

The notes and accounting policies form part of and should be read in conjunction with this statement.




Cultural, Heritage and Arts Resource Trust
Consolidated Statement of Financial Position
As At 30 June 2013

| 2012 Consolidated | 2012 Parent | | Note | 2013 Consolidated | 2013 Parent |
|----------------------|------------------|-----------------------------------|------|----------------------|------------------|
| <u>\$259,031</u> | <u>\$115,108</u> | Equity | | <u>\$296,090</u> | <u>\$162,758</u> |
| | | Current Assets | | | |
| 21,878 | 10,010 | ASB Cheque Account | | 18,452 | 11,064 |
| 400 | - | Cash on Hand | | 495 | 100 |
| 472 | 472 | ASB Distribution Strategy Account | | 1,655 | 1,655 |
| 182,616 | 182,616 | ASB Bank - Fast Saver Account | | 256,814 | 256,814 |
| 50 | - | ASB Bank - 01 Account | | 50 | - |
| 9,725 | 7,031 | Accounts Receivable | | 4,662 | 1,565 |
| 4,391 | 4,391 | Prepaid Expenses | | - | - |
| 458 | 458 | Accrued Interest | | 585 | 585 |
| 1,698 | - | Stock on Hand - Bar | | 440 | - |
| - | 2,287 | Goods & Services Tax | | - | - |
| <u>221,688</u> | <u>207,265</u> | Total Current Assets | | <u>283,153</u> | <u>271,783</u> |
| | | Non Current Assets | | | |
| 182,424 | 11,668 | Fixed Assets | 7 | 182,697 | 8,191 |
| - | 100 | Investment in Subsidiary | 9 | - | 100 |
| - | 19,318 | Loan - Old Library Limited | 10 | - | 25,602 |
| <u>182,424</u> | <u>31,086</u> | Total Non-Current Assets | | <u>182,697</u> | <u>33,893</u> |
| <u>404,112</u> | <u>238,351</u> | Total Assets | | <u>465,850</u> | <u>305,676</u> |
| | | Current Liabilities | | | |
| 170 | - | Goods & Services Tax | | 6,447 | 4,774 |
| 29,222 | 18,469 | Accounts Payable & Accruals | | 33,922 | 17,827 |
| 55 | - | Employee Entitlements | | 10,404 | 4,910 |
| 115,634 | 104,774 | Income Received in Advance | 8 | 118,987 | 115,407 |
| <u>145,081</u> | <u>123,243</u> | Total Current Liabilities | | <u>169,760</u> | <u>142,918</u> |
| 145,081 | 123,243 | Total Liabilities | | 169,760 | 142,918 |
| <u>259,031</u> | <u>115,108</u> | Net Assets | | <u>296,090</u> | <u>162,758</u> |

Representatives of the Trust authorised these Financial Statements for issue on

12 November.....2013


Chairperson TRUSTEE


Deputy Chair TRUSTEE

The notes and accounting policies form part of and should be read in conjunction with this statement.



Cultural, Heritage and Arts Resource Trust
Notes to the Financial Statements
For The Year Ended 30 June 2013

Statutory Basis

CHART ("Cultural, Heritage and Arts Resource Trust" is a registered body under the Charitable Trusts Act 1957.

These financial statements have been prepared in accordance with the contents of the Financial Reporting Act 1993.

Reporting Entity and Subsidiary

The reporting entity is that entity, known as CHART which is governed by the Board of Trustees and includes all activities carried out under the control of the Board.

In December 2009, the Trust set up a subsidiary charitable company, Old Library Limited. These financial statements include the consolidated results of the group for the year which includes the subsidiary for the period to 30 June 2013.

Measurement Basis

Unless otherwise specified, the measurement basis adopted is historical cost.

Differential Reporting

The business complies with the requirements to be considered a "qualifying entity". This means it is exempted from some Financial Reporting Standards set by the New Zealand Institute of Chartered Accountants.

The criteria which establish the business as "qualifying" are that it is not publicly accountable and the entity is not large. Full advantage has been taken of all differential reporting exemptions with the exception that the financial statements have been prepared on a GST exclusive basis.

1) Statement of Accounting Policies

The following accounting policies have been employed in the preparation of the financial statements.

Accounts Receivable

Accounts Receivable is stated at estimated realisable value. Amounts not considered recoverable have been written off during the Year.

Depreciation

Depreciation has been charged using rates which relate to the estimated useful lives of fixed assets. Depreciation rates range from 5 to 15 years assumed life using the diminishing value method of depreciation. Buildings additions use 15 years life, Plant & Equipment 5-15 years and Furniture and Fittings 15 years.

Fixed Assets

Fixed Assets are stated at cost less accumulated depreciation.

Basis of Consolidation

The purchase method is used to prepare the consolidated financial statements, which involves adding together like items of assets, liabilities, equity, income and expenses on a line by line basis. All significant intragroup balances, transactions, income and expenses are eliminated on consolidation.

Goods and Services Tax

These statements have been prepared exclusive of GST, with the exception of receivables and payables, which are inclusive of GST.



Cultural, Heritage and Arts Resource Trust
Notes to the Financial Statements
For The Year Ended 30 June 2013

Operating Leases

Operating leases are those which all the risks and benefits are substantially retained by the lessor. Lease payments are expensed in the years the amounts are payable.

Stock

Stock on hand is valued at the lower of cost and net realisable value.

Income Tax

CHART, being a charitable organisation, is exempt from all income tax pursuant to section CW 41 of the Income Tax Act 2007. The Old Library Limited is a registered charitable limited liability company and also exempt from income tax.

2) Changes in Accounting Policies

There have been no changes in accounting policies since the previous financial statements.

3) Capital Commitments

CHART & Group - 2013 and 2012: NIL

4) Contingent Liabilities

There were no contingent liabilities at balance date. (2012 Nil)

5) Operating Revenue

The total operating revenue for the Year was \$634,425 (Group) and \$490,209 (Parent). (Previous period revenue was \$851,416 (Group) and \$576,624 (Parent)).

6) Related Parties

Trustee and Director Sharon Morgan and Director Phil Halse, are also Councillors of the Whangarei District Council. Funding is received from Whangarei District Council.

Trustee Ian Reeves has resigned from CHART. Director Kim Wilkinson has resigned from Old Library Limited. Both are directors of Henderson Reeves Connell Rishworth lawyers/solicitors. This legal firm provides honorary services to the Trust and the Company.

NorthTec provides sponsorship to Old Library Limited. Previous Trustees/Directors have had a relationship with NorthTec.

Trustee Hinurewa Te Hau is involved with the following entities;
Facilitator/Mentor with The Big Idea; Chairperson of Matariki Festival Organisation and Board member of Auckland Council Creative.

Trustee Graeme Ramsey is a Councillor of Northland Regional Council.
Funding is received from Northland Regional Council.

Director Antony Collins is the CEO of Chamber of Commerce. The Chamber of Commerce rents office space from Old Library Limited.

Director Rosie Riggir is also an employee of CHART.

Trustee Richard Cranenburgh was paid \$5,000 excl GST via Northern Design Consulting to carry out a review of Old Library Limited.



Cultural, Heritage and Arts Resource Trust
Notes to the Financial Statements
For The Year Ended 30 June 2013

7) Fixed Assets

| Group 2013 | Cost | Accum Depn | Net Book Value | Depreciation Charge |
|------------------------|-------------------|-----------------------|---------------------------|--------------------------------|
| Leasehold Improvements | 190,922 | 23,698 | 167,224 | 10,268 |
| Plant & Equipment | 45,795 | 33,439 | 12,356 | 6,734 |
| Furniture & Fittings | 12,531 | 9,413 | 3,118 | 1,283 |
| | \$ 249,248 | \$ 66,550 | \$ 182,698 | \$ 18,285 |

| Parent 2013 | Cost | Accum Depn | Net Book Value | Depreciation Charge |
|------------------------|------------------|-----------------------|---------------------------|--------------------------------|
| Leasehold Improvements | 1,690 | 283 | 1,407 | 156 |
| Plant & Equipment | 31,752 | 26,782 | 4,970 | 3,428 |
| Furniture & Fittings | 8,124 | 6,308 | 1,816 | 414 |
| | \$ 41,566 | \$ 33,373 | \$ 8,193 | \$ 3,998 |

| Group 2012 | Cost | Accum Depn | Net Book Value | Depreciation Charge |
|------------------------|-------------------|-----------------------|---------------------------|--------------------------------|
| Leasehold Improvements | 180,933 | 13,430 | 167,503 | 7,036 |
| Plant & Equipment | 37,748 | 26,705 | 11,043 | 5,936 |
| Furniture & Fittings | 12,009 | 8,130 | 3,879 | 1,622 |
| | \$ 230,690 | \$ 48,265 | \$ 182,425 | \$ 14,594 |

| Parent 2012 | Cost | Accum Depn | Net Book Value | Depreciation Charge |
|------------------------|------------------|-----------------------|---------------------------|--------------------------------|
| Leasehold Improvements | 1,690 | 127 | 1,563 | 127 |
| Plant & Equipment | 31,752 | 23,354 | 8,398 | 4,632 |
| Furniture & Fittings | 7,602 | 5,894 | 1,708 | 523 |
| | \$ 41,044 | \$ 29,375 | \$ 11,669 | \$ 5,282 |



Cultural, Heritage and Arts Resource Trust
Notes to the Financial Statements
For The Year Ended 30 June 2012

| 8) Grants | Group | Parent | Group | Parent |
|--------------------------------|----------------|----------------|----------------|----------------|
| Operating | 2013 | 2013 | 2012 | 2012 |
| ASB Funding | 70,000 | 50,000 | 50,000 | 30,000 |
| Creative Communities - WDC | 3,500 | 3,500 | 9,645 | 8,295 |
| Creative New Zealand | 116,106 | 116,106 | 136,595 | 136,595 |
| Identity Developments | - | - | - | - |
| Internal Affairs COGS | 7,000 | 5,000 | 4,500 | 4,500 |
| Ministry of Social Development | 3,357 | 3,357 | - | - |
| NorthTec Partnership | 35,000 | 5,000 | - | - |
| Oxford Trust | 5,713 | 4,597 | 33,076 | 13,611 |
| Pub Charities | 12,091 | 6,476 | 12,651 | 8,026 |
| Regional Council | 55,000 | 55,000 | 50,000 | 50,000 |
| Whangarei District Council | 216,520 | 215,600 | 287,100 | 285,600 |
| | 524,287 | 464,636 | 583,567 | 536,627 |

Capital Grants

consists of the following:

| | Group | Parent | Group | Parent |
|---------------------------------|--------------|----------|----------------|--------------|
| | 2013 | 2013 | 2012 | 2012 |
| Four Winds Foundation | - | - | 2,500 | 2,500 |
| Historic Places Trust | 2,500 | - | - | - |
| The Lion Foundation | - | - | 1,500 | 1,500 |
| The Trusts Community Foundation | - | - | 4,024 | 4,024 |
| Whangarei District Council | 2,609 | - | 117,499 | - |
| | 5,109 | - | 125,523 | 8,024 |

Income Received In Advance
consists of the following:

| | Group | Parent | Group | Parent |
|--|----------------|----------------|----------------|----------------|
| | 2013 | 2013 | 2012 | 2012 |
| ASB | - | - | 20,000 | 20,000 |
| Department of Internal Affairs - Youth | 5,736 | 5,736 | - | - |
| COGS Whangarei/Kaipara | - | - | 1,000 | 1,000 |
| Creative New Zealand | 71,961 | 71,961 | 55,067 | 55,067 |
| Distribution Strategy Sustainable Fund | 14,095 | 14,095 | 11,482 | 11,482 |
| Far North District Council | - | - | 1,670 | 1,670 |
| Northern Regional Council | - | - | 5,000 | 5,000 |
| NorthTec - Sponsorship | 2,500 | - | 2,500 | - |
| Oxford Trust | 1,000 | 1,000 | - | - |
| Philanthropic Trust Holding Account | 1,580 | 1,580 | 1,580 | 1,580 |
| Pub Charity | - | - | 12,091 | 6,476 |
| Sponsorship Youth Summit | 1,035 | 1,035 | - | - |
| Ticket Sales | 80 | - | 1,825 | - |
| Whangarei District Council | 21,000 | 20,000 | 3,420 | 2,500 |
| | 118,987 | 115,407 | 115,635 | 104,775 |

9) Investment in Subsidiary

CHART is the 100% shareholder of Old Library Limited, a charitable company domiciled within New Zealand. There are no other subsidiary entities. The investment recorded in the parent entity represents the share capital of Old Library Limited, being 100 ordinary shares. The balance date of the subsidiary entity is the same as that of CHART - 30 June. All 100 shares of the subsidiary have equal voting rights and are treated equally in dividends and any surplus on winding up.



Cultural, Heritage and Arts Resource Trust
Notes to the Financial Statements
For The Year Ended 30 June 2013

10) Loan – Old Library Limited

As at 30 June 2011 CHART had loaned Old Library Limited \$5,000. There was also a historic current account balance owing to CHART from the Old Library Limited of \$4,318.

During 2012 a further \$10,000 was drawn down by Old Library Limited. In June 2012 formal documentation was drawn up which effectively combined the current account and the loan balance. Interest shall apply if demanded by the lender. To date this has not occurred. The loan is repayable on demand but not within the next 12 months. Therefore, for financial reporting purposes, the loan has been reclassified as a non-current asset.

During the 2013 year, the following transactions occurred:

| | | |
|-----------------------------|-----------------------------|--------------------|
| Opening Balance | 1 st July 2012 | \$19,318.00 |
| Public Liability Insurance | 19 th April 2013 | 1,095.00 |
| Contents Insurance | 23 rd May 2013 | 435.73 |
| Governance & Systems Review | 12 th April 2013 | 5,000.00 |
| Repayment Made | 2 nd July 2012 | (246.54) |
| Closing Balance | 30 th June 2013 | \$25,602.19 |

11) Festivals and Promotions

| Group 2012 | Parent 2012 | | Group 2013 | Parent 2013 |
|----------------|----------------|--------------------------------------|---------------|----------------|
| 9,875 | 9,875 | ArtBeat | 8,525 | 8,525 |
| 22,888 | 22,888 | Creative New Zealand | 8,868 | 8,868 |
| - | - | - Northland Business Awards | 2,928 | 2,928 |
| - | - | - Northland Youth Summit - June 2013 | 528 | 528 |
| 10,053 | - | - Old Library Events | 1,628 | - |
| 90,823 | 70,080 | Performer Fees | 46,090 | 38,459 |
| 11,349 | 11,349 | Sculpture Symposium | - | - |
| 2,821 | 2,821 | Sundry | - | - |
| 2,712 | 2,712 | Totems & Totara | - | - |
| 83,276 | 83,276 | Town Basin | - | - |
| <u>233,797</u> | <u>203,001</u> | | <u>68,567</u> | <u>59,308</u> |



**Cultural, Heritage and Arts Resource Trust
Trust Directory
For The Year Ended 30 June 2013**

Trustees

Richard Cranenburgh
Sharon Morgan
Graeme Ramsey
Kura Te Waru
Hinurewa Te Hau (Interim Chair)
Katy Brown *
Jeremy Tauri *
Anneke Muijlwijk *
Julie Cromwell *

* New Trustees

Resigned

Allen Wihongi
Ian Reeves
Hayley Clark
Mary Britton
Andy Britton

Bankers

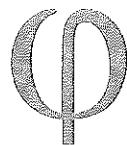
ASB Bank

Date of Formation

4 May 2000

Nature of Business

Cultural, Heritage and Arts sector development body for the District and through Creative Northland for the promotion and development of Art in the Northland region.



INDEPENDENT AUDITOR'S REPORT

TO THE READERS OF THE FINANCIAL STATEMENTS OF THE CULTURAL, HERITAGE AND ARTS RESOURCE TRUST (CHART)

REPORT ON THE FINANCIAL STATEMENTS

We have audited the financial statements of the Trust and Group on pages 2 to 10, which comprise the statement of financial position as at 30 June 2013, the statement of financial performance and statement of movements in equity for the year then ended, and a statement of accounting policies and notes to the financial statements.

TRUSTEE'S RESPONSIBILITY FOR THE FINANCIAL STATEMENTS

The Trustees are responsible for the preparation and fair presentation of these financial statements in accordance with generally accepted accounting practice in New Zealand and for such internal control as the Trustees determine is necessary to enable the preparation of financial statements that are free from material misstatement, whether due to fraud or error.

AUDITOR'S RESPONSIBILITY

Our responsibility is to express an opinion on these financial statements based on our audit. We conducted our audit in accordance with International Standards on Auditing (New Zealand). Those standards require that we comply with ethical requirements and plan and perform the audit to obtain reasonable assurance about whether the financial statements are free from material misstatement.

An audit involves performing procedures to obtain audit evidence about the amounts and disclosures in the financial statements. The procedures selected depend on the auditor's judgement, including the assessment of the risks of material misstatement of the financial statements, whether due to fraud or error. In making those risk assessments, the auditor considers internal control relevant to the entity's preparation and fair presentation of the financial statements in order to design audit procedures that are appropriate in the circumstances, but not for the purpose of expressing an opinion on the effectiveness of the entity's internal control. An audit also includes evaluating the appropriateness of accounting policies used and the reasonableness of accounting estimates, as well as evaluating the overall presentation of the financial statements.

We believe that the audit evidence we have obtained is sufficient and appropriate to provide a basis for our qualified audit opinion.

Other than in this capacity and in our capacity as auditor we have no relationship with, or interests in the Trust or Group.

phone : +64 9 430 0471

fax : +64 9 430 0671

email : office@kennedyallbontane.co.nz

49 John Street, PO Box 448, Whangarei, 0140

www.kennedyallbontane.co.nz

BASIS FOR QUALIFIED OPINION

In common with other organisations of a similar nature, control over cash income for the year ended 30 June 2013 prior to its being recorded is limited and there are no practical audit procedures to determine the effect of this limited control.

In this respect alone it was not practicable to obtain any further information or explanations.'

QUALIFIED OPINION

In our opinion, except for the effects of the matter described in the basis for qualified opinion paragraph the financial statements on pages 2 to 10 present fairly, in all material respects, the statement of financial position of the Trust and Group as at 30 June 2013 and its financial performance for the year then ended in accordance with generally accepted accounting practice in New Zealand.



12 November 2013

Whangarei